



**TEAM**  
**INFORMATION**  
**DOCUMENT**

**V1**

Welcome to the Zandvoort Race Classics!

3 days full of historic racing. We are very proud to present you 12 championships competing in this classic event. Step into our time machine and enjoy the rich History of Motorsports with the following championships:

- AVD Historic Race Cup
- **RECO NK GT&TC '66-'81**
- Hankook NK HARC '82-'90
- Dunlop Gentle Drivers '65 (FHR)
- CanAm & Sportscars & Group C Classics (FHR)
- DMV Formel Vau
- HTGT um die Dunlop Trophy / Dunlop Historic Endurance Cup (FHR)
- Tourenwagen-Classics (FHR)
- GT-Classics (FHR)
- Kampf der Zwerge - um dem Pokal der Firma Sandtler
- Dutch Vintage Sports Car Club
- Junkyardrace meets Zandvoort Race Classics

Thank you for participating in this historic meeting. You will drive on our F1 track, just weeks before the youngsters will take over. And we are sure you will love the layout including 2 banked corners!

This document contains all important information about the Zandvoort Race Classics. Read this document very thoroughly so there won't be any surprises. And if you have any questions, please don't hesitate to ask!

On behalf of the ZRC organisation, Menno Weeda.



## Detailed time schedule Version 2

Thursday 15 July 2021			
11:00 - 20:00	All Championships	Collection of documents / licence check	Paddock Office, Parking C
12:00 - 21:00	Clothing & Helmets	Safety Check	Scrutineering Bay
12:00 - 14:30	Tourenwagen-Classics / GT-Classics (FHR)	Safety Scrutineering	Scrutineering Bay, LANE 1
12:00 - 14:30	Kampf der Zwerge - um dem Pokal der Firma Sandtler	Safety Scrutineering	Scrutineering Bay, LANE 2
14:30 - 16:30	DMV Formel Vau	Safety Scrutineering	Scrutineering Bay, LANE 1
14:30 - 16:30	AvD Historic Race Cup	Safety Scrutineering	Scrutineering Bay, LANE 2
16:30 - 18:00	Dunlop Gentle Drivers '65 (FHR)	Safety Scrutineering	Scrutineering Bay, LANE 1
16:30 - 18:00	CanAm & Sportscars & Group C Classics (FHR)	Safety Scrutineering	Scrutineering Bay, LANE 2
18:30 - 20:30	RECO NK GT&TC '66-'81	Safety Scrutineering	Scrutineering Bay, LANE 1
18:30 - 20:30	Hankook NK HARC 82-90	Safety Scrutineering	Scrutineering Bay, LANE 2

Friday 16 July 2021			
07:00 - 12:00	All Championships (late arrivals)	Collection of documents / licence check	Paddock Office, Parking C
09:00 - 09:25	DMV Formel Vau	Free Practice, 25 minutes	
09:35 - 09:55	AvD Historic Race Cup	Qualification 1, 20 minutes	
10:00 - 14:00	HTGT um die Dunlop Trophy / Dunlop Historic Endurance Cup (FHR)	Safety Scrutineering	Paddock
10:00 - 14:00	Junkyardrace meets Zandvoort Race Classics	Safety Scrutineering	Paddock
10:05 - 10:35	Dunlop Gentle Drivers '65 (FHR)	Qualification 1, 30 minutes	
10:45 - 11:10	Hankook NK HARC 82-90	Qualification, 25 minutes	
11:20 - 11:45	RECO NK GT&TC '66-'81	Qualification, 25 minutes	
11:55 - 12:15	Kampf der Zwerge - um dem Pokal der Firma Sandtler	Qualification 1, 20 minutes	
12:15 - 13:15	Lunch break		
13:15 - 13:45	Tourenwagen-Classics / GT-Classics (FHR)	Qualification 1, 30 minutes	
13:55 - 14:25	CanAm & Sportscars & Group C Classics (FHR)	Qualification 1, 30 minutes	
14:35 - 15:00	DMV Formel Vau	Qualification, 25 minutes	
15:10 - 15:40	Dunlop Gentle Drivers '65 (FHR)	Qualification 2, 30 minutes	
15:50 - 16:10	AvD Historic Race Cup	Qualification 2, 20 minutes	
16:20 - 16:50	HTGT um die Dunlop Trophy / Dunlop Historic Endurance Cup (FHR)	Qualification 1, 30 minutes	
17:05 - 17:30	RECO NK GT&TC '66-'81	Race 1, 25 minutes	
17:45 - 18:45	Junkyardrace meets Zandvoort Race Classics	Free Practice, 60 minutes	

Saturday 17 July 2021			
08:30 - 09:00	Tourenwagen-Classics / GT-Classics (FHR)	Qualification 2, 30 minutes	
09:10 - 09:40	CanAm & Sportscars & Group C Classics (FHR)	Qualification 2, 30 minutes	
09:55 - 10:15	Kampf der Zwerge - um dem Pokal der Firma Sandtler	Qualification 2, 20 minutes	
10:30 - 10:55	Hankook NK HARC 82-90	Race 1, 25 minutes	
11:10 - 11:40	Dunlop Gentle Drivers '65 (FHR)	Race 1, 30 minutes	
11:55 - 12:20	RECO NK GT&TC '66-'81	Race 2, 25 minutes	
12:30 - 12:45	DAF & Jaguar	Demonstration 1, 15 minutes	
13:00 - 13:25	DMV Formel Vau	Race 1, 25 minutes	
13:40 - 14:00	Dutch Vintage Sports Car Club	Regularity 1, 20 minutes	
14:15 - 14:35	AvD Historic Race Cup	Race 1, 20 minutes	
14:50 - 15:20	GT-Classics (FHR)	Race, 30 minutes	
15:35 - 16:05	CanAm & Sportscars & Group C Classics (FHR)	Race 1, 30 minutes	
16:20 - 16:50	HTGT um die Dunlop Trophy / Dunlop Historic Endurance Cup (FHR)	Qualification 2, 30 minutes	
17:05 - 17:30	Kampf der Zwerge - um dem Pokal der Firma Sandtler	Race 1, 25 minutes	
17:45 - 18:45	Junkyardrace meets Zandvoort Race Classics	Regularity, 60 minutes	

Sunday 18 July 2021			
08:15 - 10:15	HTGT um die Dunlop Trophy / Dunlop Historic Endurance Cup (FHR)	Race, 120 minutes	
10:30 - 10:55	DMV Formel Vau	Race 2, 25 minutes	
11:10 - 11:35	RECO NK GT&TC '66-'81	Race 3, 25 minutes	
11:50 - 12:10	Dutch Vintage Sports Car Club	Regularity 2, 20 minutes	
12:25 - 12:50	Hankook NK HARC 82-90	Race 2, 25 minutes	
13:05 - 13:30	Kampf der Zwerge - um dem Pokal der Firma Sandtler	Race 2, 25 minutes	
13:45 - 14:15	Dunlop Gentle Drivers '65 (FHR)	Race 2, 30 minutes	
14:30 - 15:10	Tourenwagen-Classics (FHR)	Race, 40 minutes	
15:20 - 15:35	DAF & Jaguar	Demonstration 2, 15 minutes	
15:50 - 16:20	CanAm & Sportscars & Group C Classics (FHR)	Race 2, 30 minutes	
16:35 - 16:55	Dutch Vintage Sports Car Club	Regularity 3, 20 minutes	
17:10 - 17:30	AvD Historic Race Cup	Race 2, 20 minutes	
17:45 - 18:10	Hankook NK HARC 82-90	Race 3, 25 minutes	

### **Some wise words to begin with**

The cars we drive have few inherent safety features. Accidents not only destroy originality but also put at risk the concessions under which we are allowed to race. Racecar drivers are therefore required to drive in a sportsmanlike and considerate fashion, in particular avoiding contact and not indulging in aggressive driving tactics.

Next to our cars, we will be especially careful with each other. Take your own responsibilities. Make sure you keep a safe 1,5 meter distance at all times and do not hesitate to remind each other. Wash your hand regularly, sneeze in your elbow, avoid crowds. Please take note of the HGP 2020 COVID-19 protocol at the end of this document.

Stay safe.

### **Circuit address and contacts**

Circuit Zandvoort  
Burgemeester van Alphenstraat 108  
2041 KP Zandvoort

Sporting coordinator:	0031 6 18 14 56 21	Menno Weeda
HARC coordinator:	0031 6 53 31 05 79	Donovan Wolfrat
Paddock coordinator:	0031 6 23 88 49 70	Wim Euwen
Janitor:	0031 6 31 53 46 34	
Front desk:	0031 23 5 740 740	

## Arrival times teams

Vehicles UNDER 3.40 meters can use the main entrance of the circuit and go under the tunnel to the paddock. Vehicles OVER 3.40 meters take the main entrance and cross the track at the right hand side of the tunnel to the paddock. TRUCKS NEED TO DRIVE INTO THE PITLANE, see below.

### Arrival all competitors:

#### Thursday 15<sup>th</sup> of July

Vehicles UNDER 3.4 meter Arrival from 08:00 – 22:00

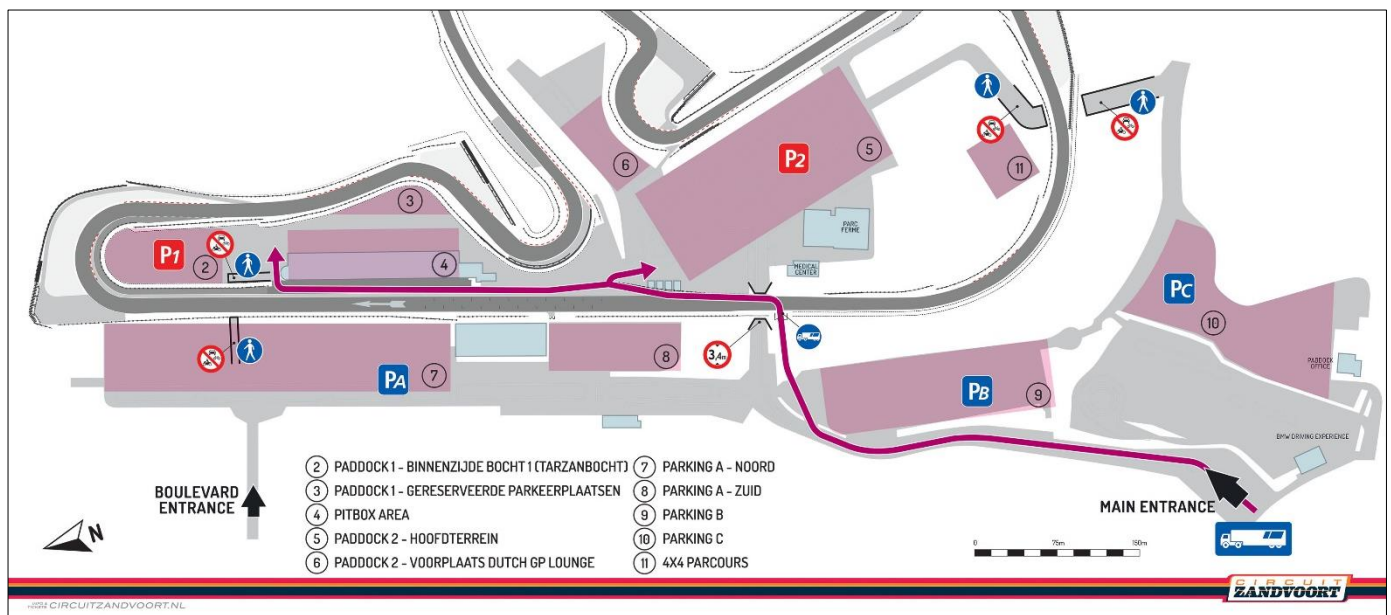
Vehicles OVER 3.4 meter Arrival from 08:00 – 22:00

#### Friday 16<sup>th</sup> of July

Vehicles UNDER 3.4 meter Arrival from 07:00 – 13:00

Vehicles OVER 3.4 meter Arrival from 07:00 – 08:00 and 12:30 – 13:00

### Routing vehicles over 3.4 meter:





## **Collection of documents / licence control**

**Location:** Paddock Office, Parking C

Every driver has to pass licence check before entering the track. Make sure you bring all relevant documents. You will receive an envelope with:

- Tickets to enter the event
- Wristbands to enter the pitlane during the event
- Latest event information

## **Scrutineering**

**Cars:** All cars have to be checked for safety. For time and location, please see time schedule. Cars are only allowed to enter the track after they successfully past scrutineering.

**Equipment:** All driver equipment (helmet, HANS, overall, underwear etc), has to be checked for safety. A special desk dedicated for the check of all driver equipment can be found in the scrutineering bay. The equipment has to be conform FIA Appendix L. Time: Thursday 15<sup>th</sup> of July 12:00 – 21:00. Drivers are only allowed to enter the track after they successfully past equipment check.

## **Drivers Briefing**

All drivers briefings will be online. A separate email with the links to the briefings will be send to you by your championship coordinator.

## **Supplementary Regulations**

Will be send to the teams in a separate email.

## **Petrol and Diesel**

Available at the Shell station along the main entrance of the circuit, NO CASH, pin and Mastercard only.

## **Timekeeping**

Transponders are available at license check / collection of documents, Thursday 11:00 – 20:00 and Friday 07:00 – 12:00, Paddock Office, Parking C. Your racing licence will be the deposit, rent is € 20,00.

## Garages

Only available for FHR series. The pit garage allocation document is available at your championship coordinator.

## Trailers, race cars, motorhomes and private cars

**IMPORTANT! Only race cars are allowed on the paddocks. Private cars can be parked at parking A (behind Grand Stand).**

**After unloading, trailers and transporters trailers must be moved from the paddock and can be parked in the trailer-parking at Parking C.**

## Results and live timing during the race weekend

During the weekend, all results and live timings can be found at the following website:  
[www.raceresults.nu](http://www.raceresults.nu).

## Entry to the event

All teams will receive tickets to enter the event in the drivers envelope at the collection of documents / license control. Paddock Parking Tickets are only available through your championship coordinator. Teams will NOT receive the Paddock Parking Tickets in their envelope at licence check. Paddock Parkings are only available for a limited number of support vehicles, no personal cars are allowed on the paddocks.

## Team tents

Teams are allowed to break down their tents from Sunday the 18<sup>th</sup> of July 18:00 o'clock. All trailers and tents must be removed from the paddock on Monday the 19<sup>th</sup> of July before 08:00 o'clock.

## Media

For accreditation: <https://www.circuitzandvoort.nl/bezoeker/media/>

## Distances Circuit Zandvoort

- Circuit Centerline / complete lap: 4259 meter
- Complete lap through pitlane: 4225.45 meter
- Intermediate 1 at: 1480.45 meter
- Intermediate 2 at: 2929.95 meter
- Pit in at: 4239 meter
- Pit out at: 191.95 meter

## **Hospitality catering**

For teams, drivers or sponsors it is not allowed to bring your own catering to the circuit unless there are specific agreements with CM.com Circuit Zandvoort. Circuit Zandvoort Hospitality has lots of possibilities for catering on the circuit, such as breakfast, lunch, snacks and diner. For more information, check page 15, 16 and 17 of this document.

## **WIFI**

CZ\_Teams : WiFi=PIT@CZ22!!

CZ\_Public : CZ=Zandvoort@22

## **Going on and off the track for Free Practices, Quali's and Races**

Please look for you championship below to see where to enter the track for every session for racecars and for mechanics.

### **Race Cars for Free Practices and Qualifications:**

All championships will enter the track at the assembly area at Paddock 2, except the teams located in a pit garage. After entering the track, all cars go directly into the pitlane. The session will start from the pitlane.

After the session, all cars will leave the track at Marshal Post 13.

### **Race Cars for Races:**

All championships will enter the track at the assembly area at Paddock 2, no exceptions. After entering the track, all cars go directly to the starting grid for the 5 min countdown procedure.

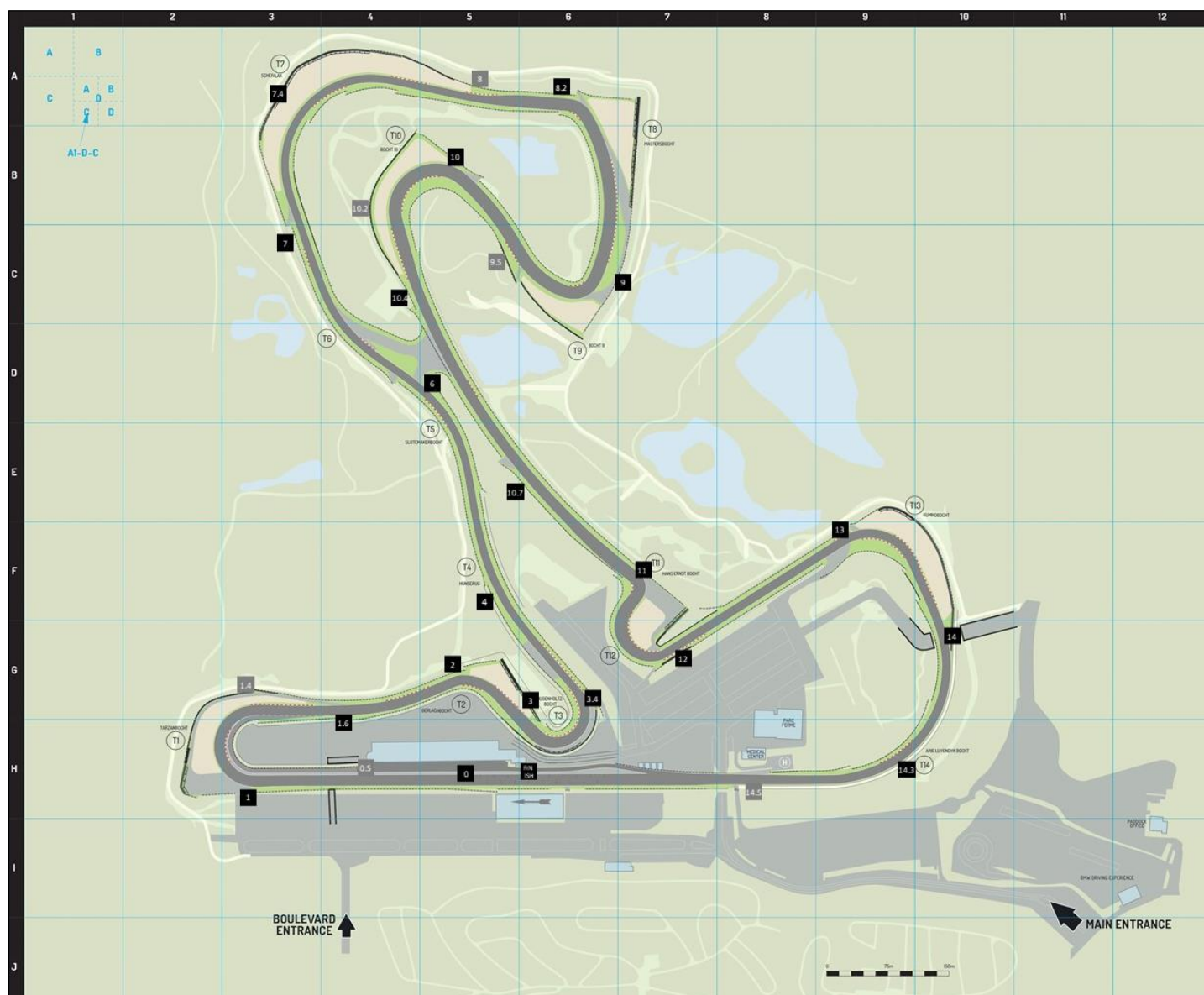
### **Mechanics:**

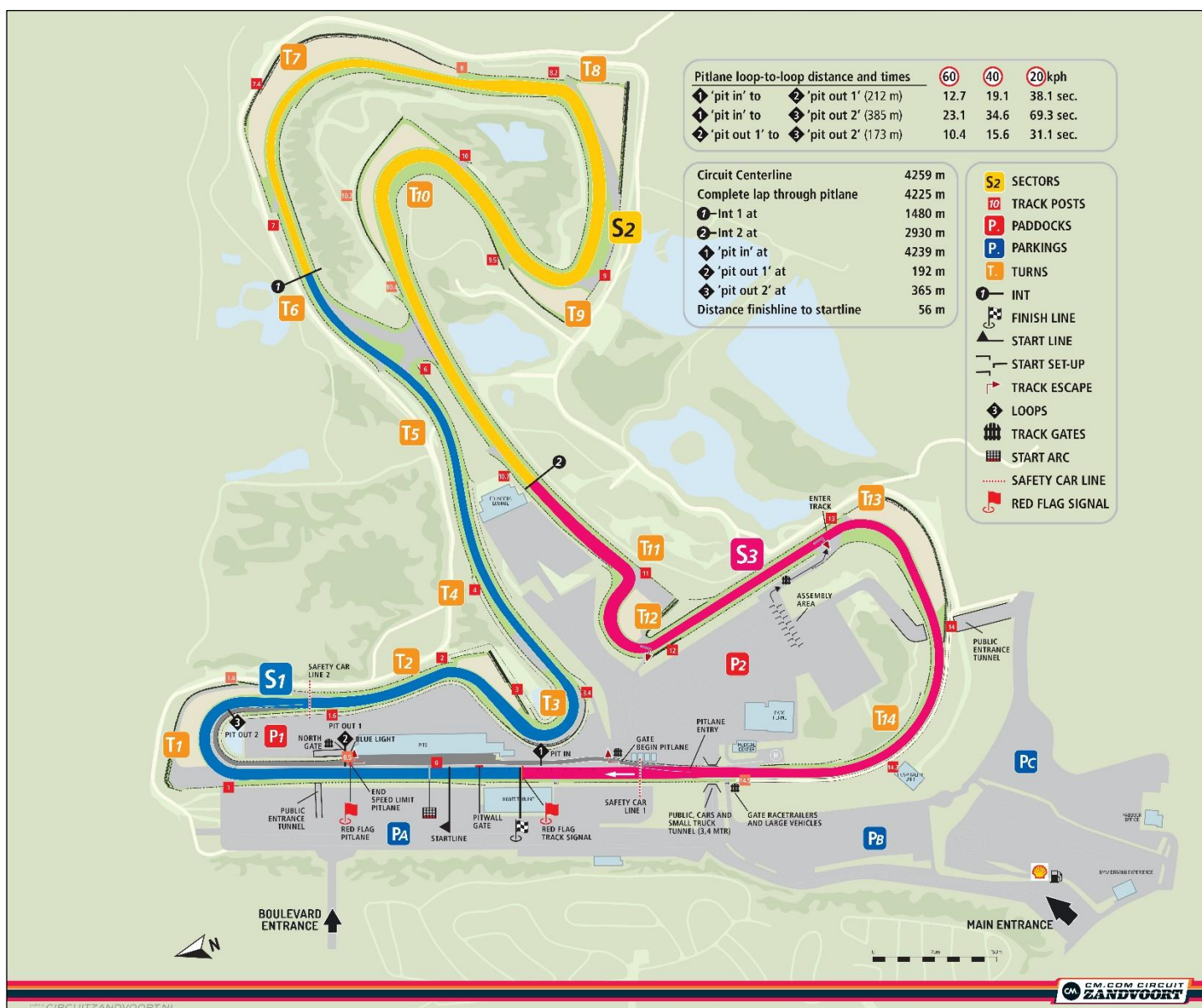
Mechanics from teams located at Paddock 2 enter the pitlane through the pit entry gate.

Mechanics from teams located at Paddock 1 enter the pitlane through pit garage 00.

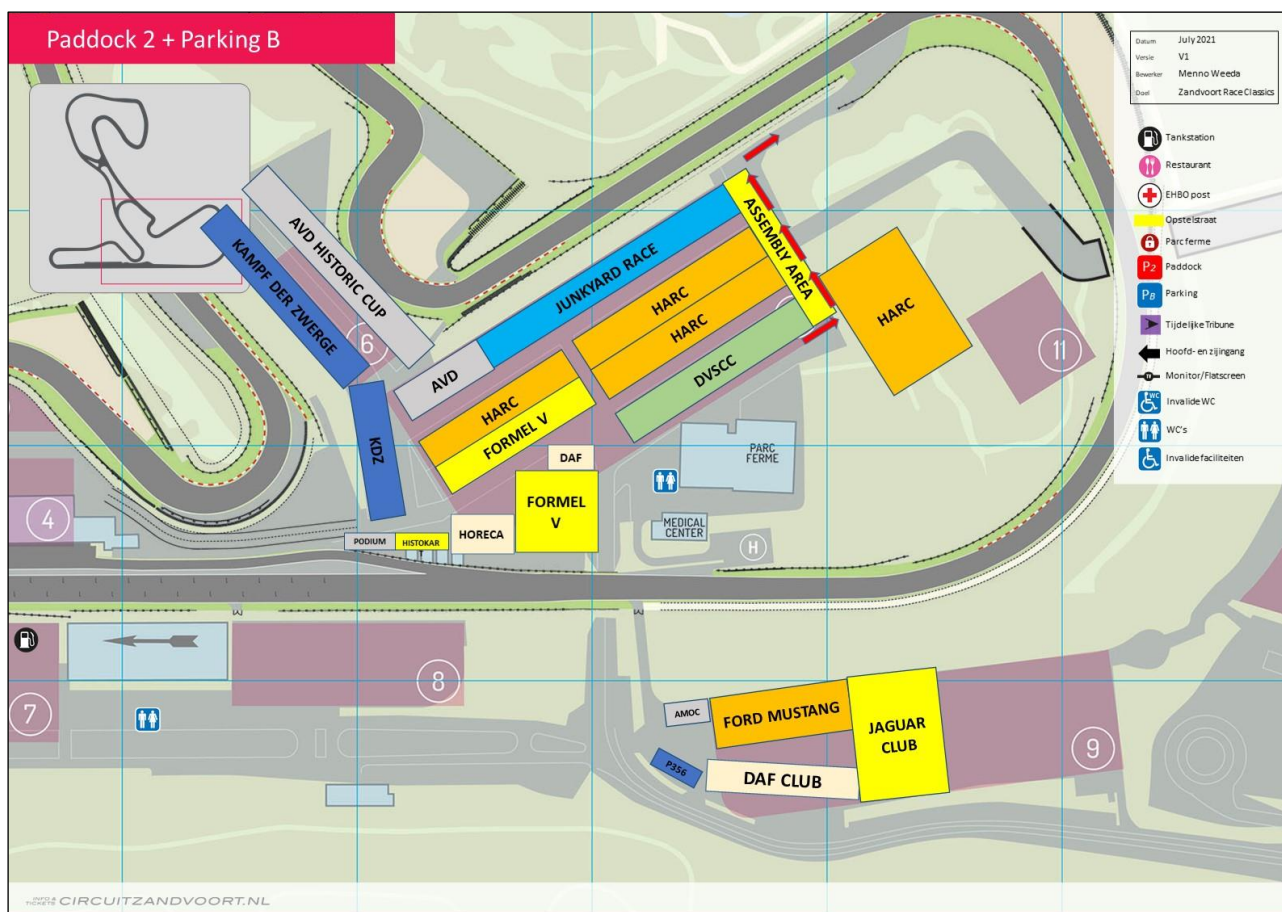
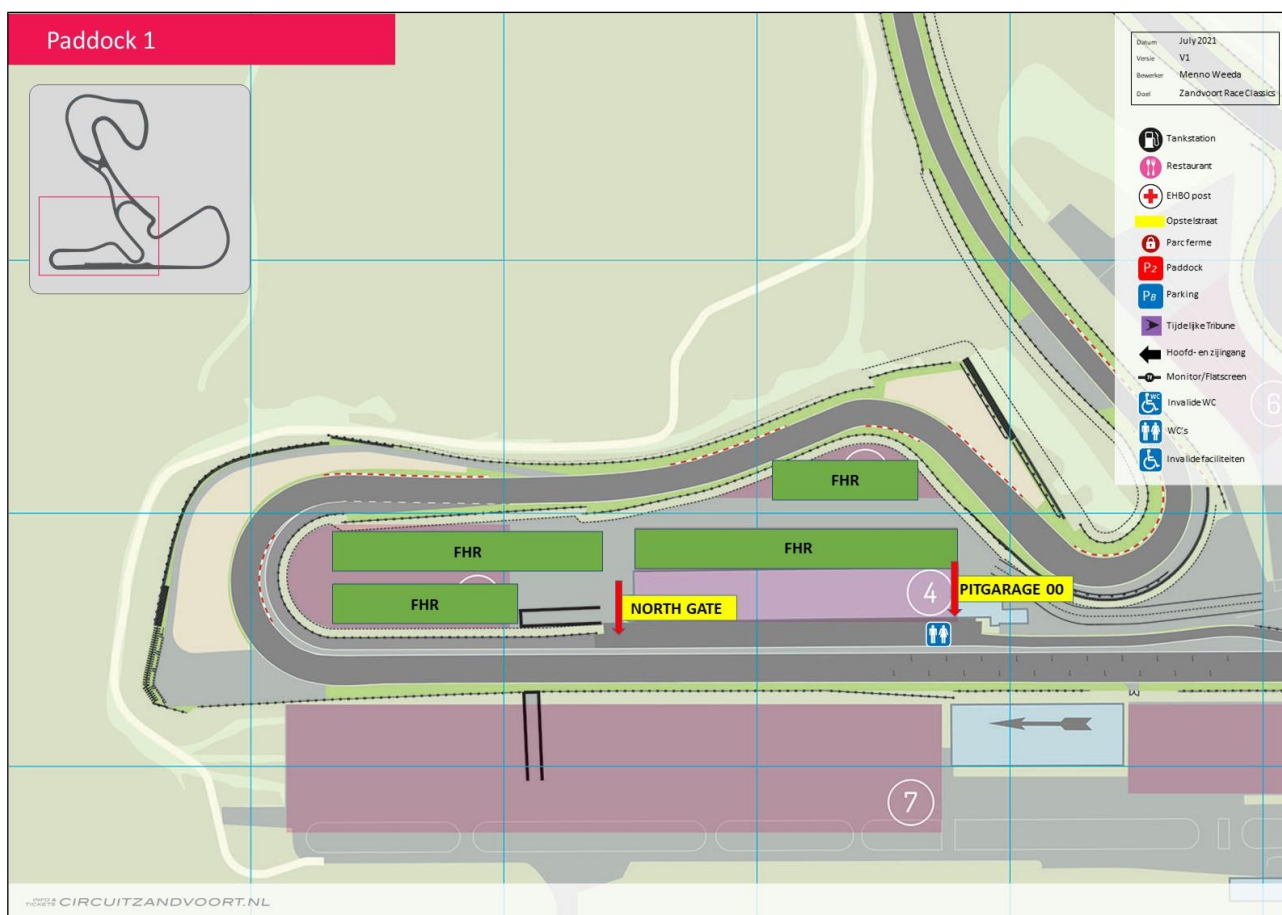


# Plan turns and marshal posts CM.com Circuit Zandvoort









## Catering options and information

In the next page you will find the catering items that can be ordered during the Zandvoort Race Classics weekend at CM.com Circuit Zandvoort. If you have any special requirements that are not included in this book, just let us know so we can make a special proposal for your day.

We are looking forward to welcome you at CM.com Circuit Zandvoort!

Bringing your own catering is not allowed on this location.

### Definitive number of guests

We would like to receive the form before the 13th of July

### Location

The ordered catering can be picked up at Mickey's Bar at the end of the pitlane.

Breakfast pick-up -> Between 8 am – 10 am

Lunch pick-up -> Between 11:30 am – 1:30 pm

Diner pick-up -> Between 16:30 pm – 18:00 pm

### Dietary requirements

If there are guests with dietary requirements and/or allergies we would like to know this 5 days prior to the start of your event.

### Payment

All orders should be paid at the location.

### Contact

Email address [welkom@circuitzandvoort.nl](mailto:welkom@circuitzandvoort.nl)

## Breakfast, lunch & diner

All items will be packed per person in a paper bag

### BREAKFAST

€10,50

- ✓ Croissant
- ✓ Raisin bun
- ✓ Small bottle of juice
- ✓ Piece of fruit

### LUNCH

€13,00

- ✓ Two luxurious sandwiches (Toppings will differ per day)
- ✓ Piece of fruit
- ✓ Candy bar
- ✓ Juice (small bottle)

### DINER

€18,50

- ✓ Warm dish; for example nasi or lasagna (will differ per day)

## Supplements

### SNACK BOX COLD

€5 per person

- ✓ Cheese cubes and slices of Dutch 'Ossenworst' with mustard
- ✓ Salty snacks
- ✓ Salami sausages

### SNACK BOX WARM

€7 per person

- ✓ Little Dutch deep fried snacks with mustard  
6 bites per person

Fruit (per piece)	€1
Dessert	€5
Candybar	€2

## DRINKS

### COFFEE OR TEA

€2,75 per item

### SOFT DRINK BOX

€3.25 per item

- ✓ Assortment of soft drinks and mineral water

### BEERBOX

€60

- ✓ 24 bottles of Heineken – served with plastic cups
- ✓ Salty snacks

## **Paddock and Environmental regulations**

### **Gas**

- Gas cylinders must be secured to prevent them from falling over and being driven into.
- Gas cylinders may not be placed close to inflammables.
- A battery of gas cylinders may only include a maximum of five cylinders.
- Gas cylinders may not be placed in the open air.

### **Inflammables**

- Fuel and oil cans must be secured to prevent them from falling over and being driven into.
- Fuel and oil cans must be placed in a drip tray in which the content of the cans can be caught when a leak occurs!
- Fuel and oil cans may not be placed in areas accessible to the general public.
- Fuel and oil cans may not be placed in the open air.
- Fluid storage barrels must carry an adequate indication of the fluid they contain. Re-fuelling
- During re-fuelling of the car, a large-sized drip cloth must be placed underneath the car and the re-fuelling system.
- Pouring of fluids from one can into another may only be done in a drip tray.
- Re-fueling is only allowed in the presence of two fire extinguishers

### **Water**

- Any waste water may only be disposed of in a drain and may by no means be disposed of in the paddock.
- Cleaning of cars or other objects in the paddock is not allowed.

### **Waste**

- Any waste must be disposed of in designated waste bins. • Waste oil must be disposed of separately in designated oil containers. Oil barrels may by no means be left behind in the paddock. Fire prevention requirements

### **Approval**

- In case that more than 25 persons are present in an awning, an application for an approval of "fire proof use" has to be made to the Zandvoort fire brigade.
- In every awning, there must be sufficient extinguishing material in order to be able to extinguish a major fire.

### **Parking**

- Parking, at any time, must be done within the white lines in the paddock.
- Exit gates etc. must be kept free and may not be blocked by vehicles or other obstacles
- No scooters, cars or any other objects may be placed in front of the stairways towards the VIP gallery.



### **Paddock Traffic**

- The maximum speed for any vehicle in the paddock is walking speed.
- The minimum age of a driver of a vehicle is 16 years

### **Asphalt**

- No holes or slides may be made into the asphalt. For any hole that is being drilled, the person responsible will be given a fine of 50 Euros.

### **Pit garages**

- Upon departure, no waste or stickers may be left behind in the pit garage. In case of non-compliance, the deposit will not be returned or a fine will be imposed.

### **Drones**

- It is strictly prohibited to make use of a drone without permission of the circuit media coordinator.



## Table of Contents:

- 1: Access
- 2: Social Distancing
- 3: PPE and Sanitisation
- 4: Briefings
- 5: Scrutineering and Checks
- 6: Conduct on Track
- 7: Parc Ferme
- 8: Podium Procedure
- 9: Race Control and Judicials
- 10: Timing and results

### 1: Access to the Venue

Anyone with symptoms of COVID-19, or with underlying health issues or otherwise deemed vulnerable should NOT attend the event.

#### 1.1 Limit on personnel

Teams should consider carefully whether each individual person's presence is vital on track or whether their work can be done remotely.

#### 1.2 Car Parking

All teams must park in the team car park – no private cars permitted in the paddock.

#### 1.3 Motorhomes

Overnight stays at the venue are permitted for teammembers on Friday/Saturday.

#### 1.4 Outside the paddocks

The dune sections around the circuit are not open for spectators and/or team members. The service road is only accessible for emergency vehicles.

### 2: Social distancing

#### 2.1 Venue:

At all times around the venue please respect the Dutch government instructions regarding social distancing at that time. Social Distance requirement is 1.5m.

#### 2.2 Teams Area:

Garage doors must remain open during event operations.

The Team Manager will:

- 1) Ensure that protocols are applied by all team pass holders

2) Be responsible for their designated areas - team truck, allocated garage, working pit area, pit wall, paddock space in regard to the regular sanitization and personnel management.

### 2.3 Medical Centre

The medical centre is primarily for the competitors and should not be used as a drop in centre for minor injuries. Competitors should carry a first aid kit to deal with minor injuries

### 2.4 Race Secretary – Stewards Rooms

The Race Secretary and Steward Rooms are not accessible. Competitors or team managers that need to report to the Race Secretary or Stewards need to report at the door of the specific offices and will then be helped.

## 3: PPE Personal Protective Equipment and Sanitisation

Teams must supply their own personnel with PPE as deemed necessary to meet government guidelines at that current time.

### 3.1 Washing Hands

Advised frequently and thoroughly. Where washing with soap and water is not possible hand sanitisers should be used.

### 3.2 Team barriers

It is advised that team areas are defined with tape (no paint) to deter people from entering their responsible areas without invitations.

### 3.3 Sanitisation

The venue will deploy enhanced cleaning measures, disinfect high-frequency touch points in public areas and provide hand sanitiser dispensers around the venue.

Teams are responsible for cleaning/sanitising their own common areas and equipment regularly.

All equipment must be kept for personal use and must be disinfected before and after use and stored separately.

## 4: Briefings

Onsite drivers briefings will not be held.

A driver briefing presentation and notes will be sent in advance of the race meeting. The Team Manager will be responsible for ensuring the drivers have watched the presentation, read and understood the briefing notes. The Briefing form will have to be completed to confirm that this has been done.

## 5: Scrutineering and Checks

### 5.1 Scrutineering Bay

Only the minimum personnel is allowed to enter the scrutineering bay, social distancing and instructions of scrutineers should be respect at all times.

## 5.2 Driver Equipment and Car Safety Checks

Expect scrutineers to make checks on vehicles as well as competitor equipment such as overalls, helmets etc. Failure to produce the required documentation may result in disqualification.

## 6: Conduct on Track

Should your vehicle stop trackside as a result of a problem or an incident you will be approached by a marshal at a distance. Indicate to that marshal if you are OK by giving them a “thumbs up” signal, failure to do so will mean that additional help will be called for to assist you personally and to move your vehicle as that marshal may be unable to assist alone. This may as a result cause a delay or a red flag.

## 7: Parc Ferme

No team members will be admitted to the parc fermé unless instructed by the scrutineers. Teams must send 2 personnel for possible assistance, when outside the parc ferme perimeter please observe social distancing measures between your team and other team.

## 8: Podium presentation

Podiums will be done respecting social distancing of 1,5m distance.

## 9: Race Control and Judicials

### 9.1 Race Control

Access to Race Control will not be permitted.

### 9.2 Judicial Procedures

In case it will be necessary to undertake judicial action to deal with breaches of the regulations. This will be done by respecting social distancing.

## 10: Timing and Results

Race results and grids available via the website [www.raceresults.nu](http://www.raceresults.nu).

Access to timekeepers area is not permitted.