



# HISTORIC GRAND PRIX

4-6 SEPTEMBER 2020



INFO &  
TICKETS

[HISTORICGRANDPRIX.NL](https://historicgrandprix.nl)



The boys are back in town!!

**V2**

Welcome to the 9<sup>th</sup> edition of the Historic Grand Prix Zandvoort!

We are happy to organize the 9<sup>th</sup> edition of the Historic Grand Prix for you. This year is different than any of the past years. The world is healing, but we still have to be careful. Together with you we want to organize an event where it's all about racing. No demonstrations, no big crowds, only what we love the most; racing!

The following beautiful championships will attend the Historic Grand Prix 2020:

Masters Historic Sports Cars  
Masters Historic Formula One  
Masters Gentlemen Drivers  
Masters Pre '66 Touring Cars  
Aston Martin Masters Endurance Legends  
100 Meilen Trophy  
Kampf der Zwerge  
NKGTTTC  
HARC NK82-90  
Historic Monoposto Racing  
Dunlop Historic Endurance Cup

Thank you for participating in this historic meeting. You will drive on our complete renewed F1 track. And we are sure you will love the new layout!

This document contains all important information about the Historic Grand Prix 2020. Read this document very thoroughly so there won't be any surprises. And if you have any questions, please don't hesitate to ask!

On behalf of the HGP organisation, Menno Weeda.





## Detailed time schedule Version 4

Thursday 3 September 2020			
11:00 - 20:00	All Championships	Collection of documents / licence check	Paddock Office, Parking C
12:00 - 21:00	Clothing & Helmets	Safety Check	Scrutineering Bay
12:00 - 15:00	100 Meilen Trophy	Safety Scrutineering	Scrutineering Bay, LANE 1
12:00 - 15:00	NKGTTC	Safety Scrutineering	Scrutineering Bay, LANE 2
12:00 - 15:00	Historic Monoposto Racing	Safety Scrutineering	Scrutineering Bay, LANE 3
14:00 - 18:00	Masters Historic Formula One	Safety Scrutineering	Pit Garages
14:00 - 18:00	Masters Historic Sports Cars	Safety Scrutineering	Pit Garages
15:00 - 18:00	HARC NK82-90	Safety Scrutineering	Scrutineering Bay, LANE 1
15:00 - 18:00	Dunlop Historic Endurance Cup	Safety Scrutineering	Scrutineering Bay, LANE 2
15:00 - 18:00	Kampf der Zwerge	Safety Scrutineering	Scrutineering Bay, LANE 3
17:00 - 17:30	Track exploration with road cars (max. 80 kph)	Session 1, 30 minutes (Blue Session)	
17:40 - 18:10	Track exploration with road cars (max. 80 kph)	Session 2, 30 minutes (Pink Session)	
18:00 - 21:00	Aston Martin Masters Endurance Legends	Safety Scrutineering	Scrutineering Bay, LANE 1
18:00 - 21:00	Masters Pre '66 Touring Cars	Safety Scrutineering	Scrutineering Bay, LANE 2
18:00 - 21:00	Masters Gentlemen Drivers	Safety Scrutineering	Scrutineering Bay, LANE 3
18:20 - 18:50	Track exploration with road cars (max. 80 kph)	Session 3, 30 minutes (Yellow Session)	

Friday 4 September 2020			
07:00 - 12:00	All Championships (late arrivals)	Collection of documents / licence check	Paddock Office, Parking C
09:00 - 09:20	Masters Historic Formula One	Free Practice, 20 minutes	
09:30 - 09:50	NKGTTC	Qualification, 20 minutes	
10:00 - 10:40	Aston Martin Masters Endurance Legends	Free Practice, 40 minutes	
10:50 - 11:20	Masters Pre '66 Touring Cars	Qualification 30 minutes	
11:30 - 11:55	100 Meilen Trophy	Qualification 1, 25 minutes	
12:05 - 12:30	Masters Historic Sports Cars	Free Practice, 25 minutes	
12:30 - 13:30	Break		
13:40 - 14:00	Kampf der Zwerge	Qualification 1, 20 minutes	
14:10 - 14:35	Masters Historic Formula One	Qualification, 25 minutes	
14:45 - 15:05	HARC NK82-90	Qualification, 20 minutes	
15:15 - 15:40	Dunlop Historic Endurance Cup	Qualification 1, 25 minutes	
15:50 - 16:30	Aston Martin Masters Endurance Legends	Qualification, 40 minutes	
16:40 - 17:05	100 Meilen Trophy	Qualification 2, 25 minutes	
17:15 - 17:35	Historic Monoposto Racing	Qualification 1, 20 minutes	

Saturday 5 September 2020			
09:00 - 09:40	Masters Gentlemen Drivers	Qualification, 40 minutes	
09:55 - 10:15	Historic Monoposto Racing	Race 1, 20 minutes	
10:30 - 11:00	Masters Historic Sports Cars	Qualification, 30 minutes	
11:15 - 11:40	NKGTTC	Race 1, 25 minutes	
11:55 - 12:20	Kampf der Zwerge	Qualification 2, 20 minutes	
12:35 - 13:15	Aston Martin Masters Endurance Legends	Race 1, 40 minutes	
13:30 - 13:55	HARC NK82-90	Race 1, 25 minutes	
14:10 - 14:40	100 Meilen Trophy	Race 1, 30 minutes	
15:00 - 15:25	Masters Historic Formula One	Race 1, 25 minutes	
15:40 - 16:05	Dunlop Historic Endurance Cup	Qualification 2, 25 minutes	
16:20 - 17:20	Masters Pre '66 Touring Cars	Race, 60 minutes	
17:35 - 17:55	Kampf der Zwerge	Race 1, 25 minutes	
18:10 - 18:30	Historic Monoposto Racing	Qualification 2, 20 minutes	

Sunday 6 September 2020			
08:45 - 09:10	NKGTTC	Race 2, 25 minutes	
09:25 - 10:55	Masters Gentlemen Drivers	Race, 90 minutes	
11:10 - 11:30	Historic Monoposto Racing	Race 2, 20 minutes	
11:45 - 12:25	Aston Martin Masters Endurance Legends	Race 2, 40 minutes	
12:40 - 13:05	Kampf der Zwerge	Race 2, 25 minutes	
13:25 - 13:50	Masters Historic Formula One	Race 2, 25 minutes	
14:05 - 14:35	100 Meilen Trophy	Race 2, 30 minutes	
14:55 - 15:55	Masters Historic Sports Cars	Race, 60 minutes	
16:10 - 16:35	HARC NK82-90	Race 2, 25 minutes	
16:50 - 18:50	Dunlop Historic Endurance Cup	Race, 120 minutes	



### Some wise words to begin with

The cars we drive have few inherent safety features. Accidents not only destroy originality but also put at risk the concessions under which we are allowed to race. Racecar drivers are therefore required to drive in a sportsmanlike and considerate fashion, in particular avoiding contact and not indulging in aggressive driving tactics.

Next to our cars, we will be especially careful with each other. Take your own responsibilities. Make sure you keep a safe 1,5 meter distance at all times and do not hesitate to remind each other. Wash your hand regularly, sneeze in your elbow, avoid crowds. Please take note of the HGP 2020 COVID-19 protocol at the end of this document.

Stay safe.

### Circuit address and contacts

Circuit Zandvoort  
Burgemeester van Alphenstraat 108  
2041 KP Zandvoort

Event coordinator:	0031 6 53 31 05 79	Donovan Wolfrat
Paddock coördinator Paddock 1:	0031 6 21 25 89 69	Harold Verhaaf
Paddock coördinator Paddock 2:	0031 6 24 30 19 91	Rein de Groot
Sporting coordinator:	0031 6 18 14 56 21	Menno Weeda
Janitor:	0031 6 31 53 46 34	
Front desk:	0031 23 5 740 740	





## Arrival times teams



Vehicles UNDER 3.40 meters can use the main entrance of the circuit and go under the tunnel to the paddock. Vehicles OVER 3.40 meters take the main entrance and cross the track at the right hand side of the tunnel to the paddock. TRUCKS NEED TO DRIVE INTO THE PITLANE, see below.

Arrival all competitors:

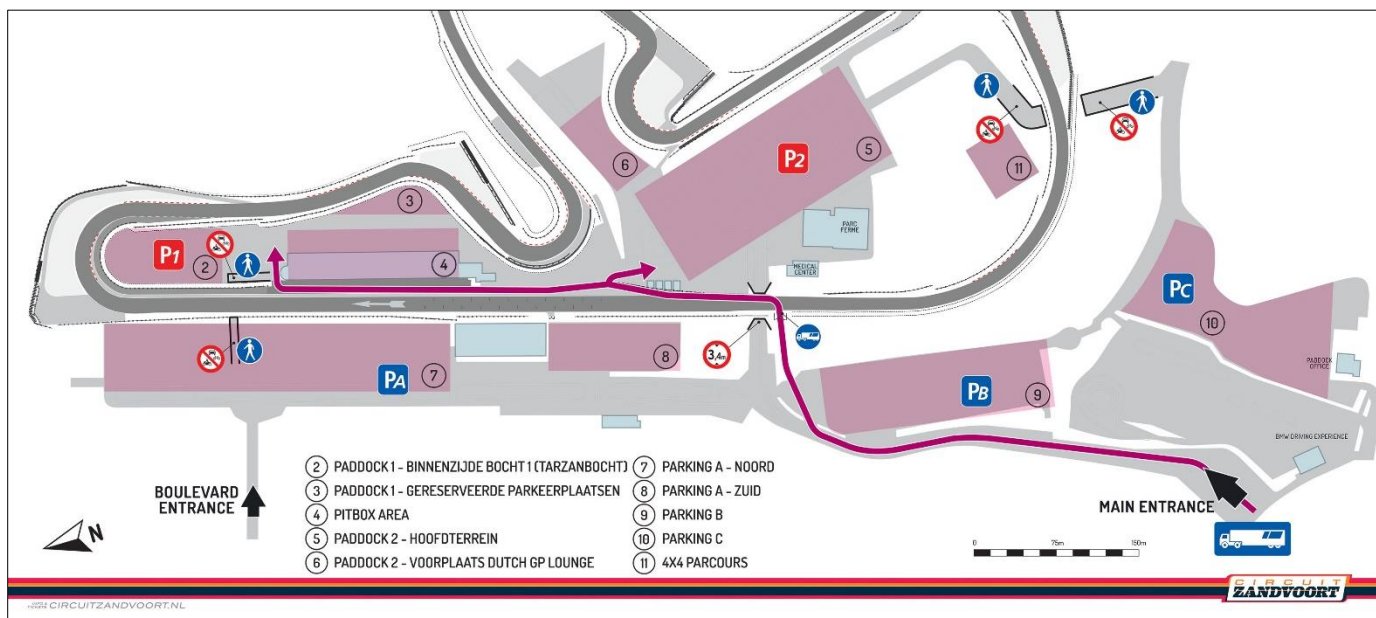
### Thursday 3<sup>rd</sup> September

- Vehicles UNDER 3.4 meter      Arrival from 08:00 – 22:00
- Vehicles OVER 3.4 meter      Arrival from 08:00 – 16:45 and 19:15 – 22:00

### Friday 4<sup>th</sup> September

- Vehicles UNDER 3.4 meter      Arrival from 07:00 – 08:00
- Vehicles OVER 3.4 meter      Arrival from 07:00 – 08:00

Routing vehicles over 3.4 meter:





## Free track exploration with road cars, 3<sup>rd</sup> of September 2020

Because most of the championships have no free practice at the Historic Grand Prix, all competitors are hereby offered to join the free track exploration sessions on Thursday the 3<sup>rd</sup> of September. To enter these sessions, please be aware of the rules:

- Road cars only
- Maximum of 2 persons per car
- Only available for drivers of the Historic Grand Prix 2020
- 1 session per competitor
- Maximum 80 kph (checked by laserguns)

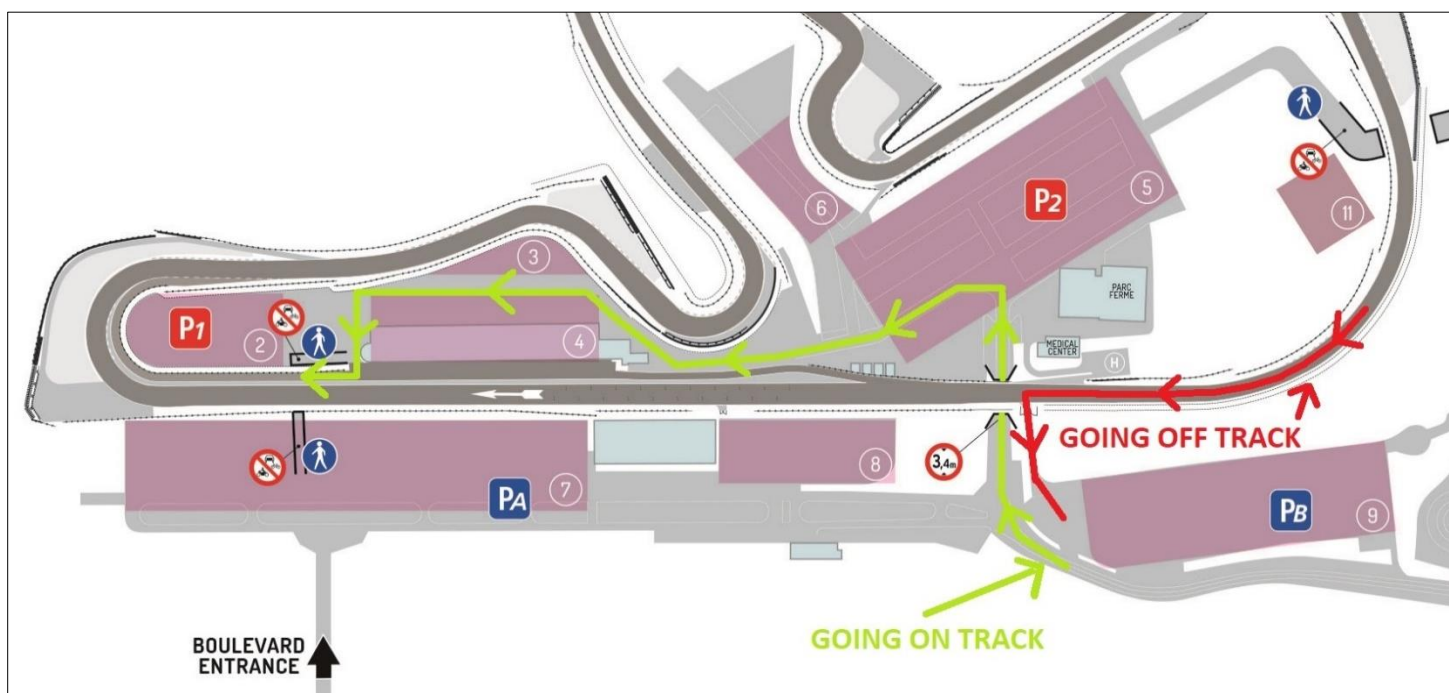
### Routing

- At the licence check / collection of documents in Paddock Office (Parking C), there is one desk especially for the track exploration wrist bands.
- After showing your licence and signing the waiver you will receive a wristband that allows you to enter the paddock and track with a road car.
- You will receive a wrist band for 1 of the 3 session (3 different colors).
- Your wristband will be checked when entering the paddock and when entering the track.
- There will be a maximum of 70 cars per session.
- All cars enter the track through the North gate at the end of the pit garages.
- All cars leave the track through the truck gate at the beginning of the main straight of the track.

**Session 1      17:00 – 17:30   BLUE session**

**Session 2      17:40 – 18:10   PINK session**

**Session 3      18:20 – 18:50   YELLOW session**





## Collection of documents / licence control

Location: Paddock Office, Parking C

Every driver has to pass licence check before entering the track. Make sure you bring all relevant documents. You will receive an envelope with:

- Wristbands to enter the event
- Latest event information

## Scrutineering

**Cars:** All cars have to be checked for safety. For time and location, please see time schedule. Cars are only allowed to enter the track after they successfully past scrutineering.

**Equipment:** All driver equipment (helmet, HANS, overall, underwear etc), has to be checked for safety. A special desk dedicated for the check of all driver equipment can be found in the scrutineering bay. The equipment has to be conform FIA Appendix L. Time: Thursday 3<sup>rd</sup> September 12:00 – 21:00. Drivers are only allowed to enter the track after they successfully past equipment check.

## Drivers Briefing

This year all drivers briefings will be done by a video.

## Supplementary Regulations

Will be send to the teams in a separate email.

## Petrol and Diesel

Available at the Shell station along the main entrance of the circuit, NO CASH, pin and Mastercard only. Fuel for Masters Series is available at Paddock 2.

## Timekeeping

Transponders are available at license check / collection of documents, Thursday 11:00 – 20:00 and Friday 07:00 – 12:00, Paddock Office, Parking C. Your racing licence will be the deposit, rent is € 20,00.

## Garages

Only available for Masters Series. The pit garage allocation document is available at your championship coordinator.



### **Trailers, race cars, motorhomes and private cars**

IMPORTANT! Only race cars are allowed on the paddocks. Private cars can be parked at parking A (behind Grand Stand). Motorhomes will be parked at the motorhome parking in Paddock 2.

After unloading, trailers and transporters trailers must be moved from the paddock and can be parked in the trailer-parking at Parking C.

### **Results and live timing during the race weekend**

During the weekend, all results and live timings can be found at the following website: [www.raceresults.nu](http://www.raceresults.nu).

### **Entry to the event**

All teams will receive wristbands to enter the event in the drivers envelope at the collection of documents / license control. Paddock Parking Tickets are only available through your championship coordinator. Teams will NOT receive the Paddock Parking Tickets in their envelope at licence check. Paddock Parkings are only available for a limited number of support vehicles, no personal cars are allowed on the paddocks.

### **Team tents**

Teams are allowed to break down their tents from Sunday the 6<sup>th</sup> of September 18:00 o'clock. All trailers and tents must be removed from the paddock on Monday the 7<sup>th</sup> of September before 08:00 o'clock.

### **Media**

For accreditation: <https://www.circuitzandvoort.nl/bezoeker/media/>

### **Distances Circuit Zandvoort**

- Circuit Centerline / complete lap: 4259 meter
- Complete lap through pitlane: 4225.45 meter
- Intermediate 1 at: 1480.45 meter
- Intermediate 2 at: 2929.95 meter
- Pit in at: 4239 meter
- Pit out at: 191.95 meter





## Going on and off the track for Quali's and Races

The routing to go on and off the track for race cars and mechanics is different for every championship, see also paddock maps at the end of this document.

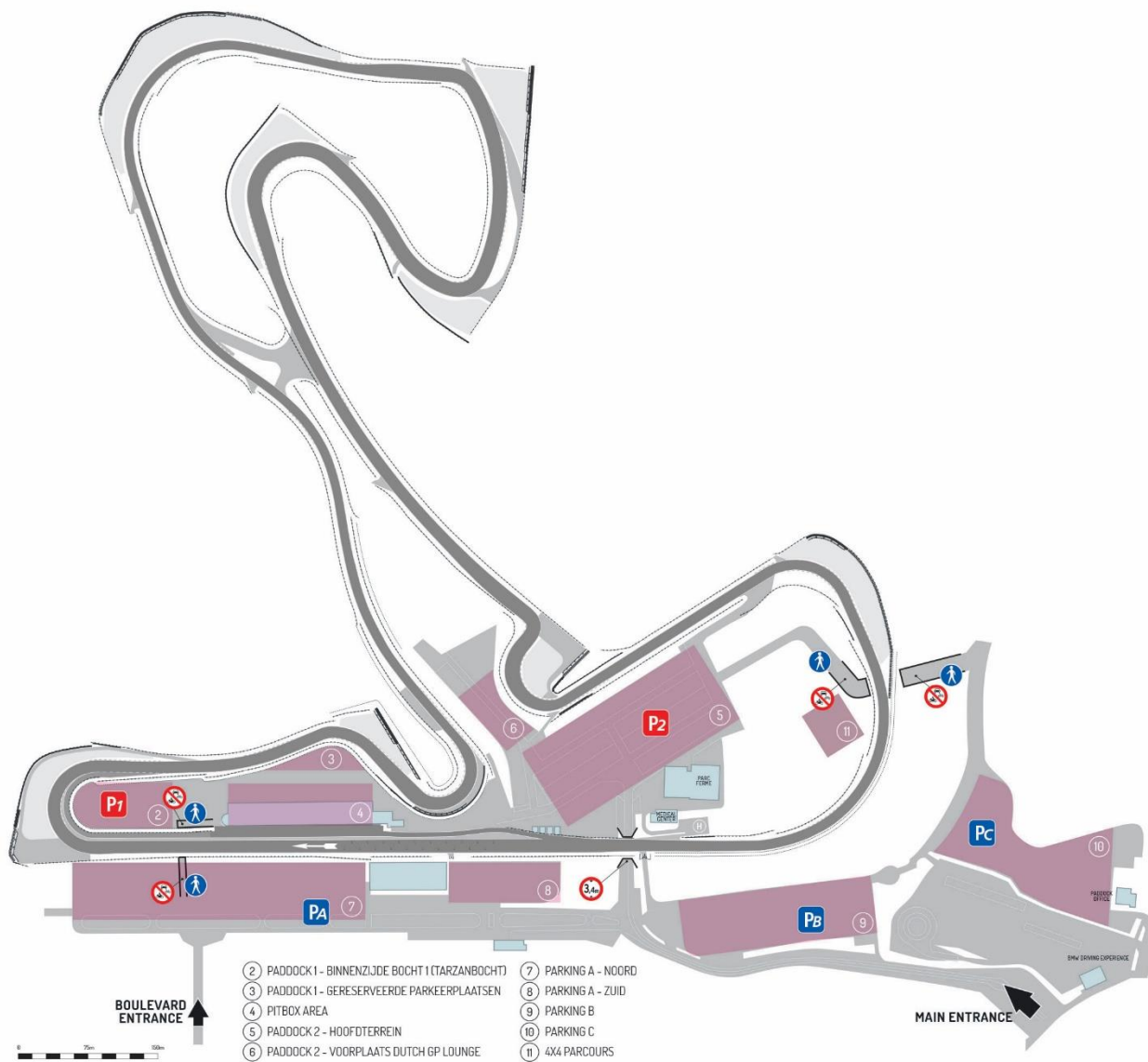
### Race Cars

Championship	Cars on track	Cars off track
Masters Historic Sports Cars	Pitlane / North Gate	Marshal Post 13
Masters Historic F1	Pitlane / North Gate	Marshal Post 13
Masters Gentlemen Drivers	Assembly area Paddock 2	Marshal Post 13
Masters Pre-66 Touring Cars	Assembly area Paddock 2	Marshal Post 13
Aston Martin Masters Endurance	Pitlane / North Gate	Marshal Post 13
100 Meilen Trophy	Assembly area Paddock 2	Marshal Post 13
Kampf der Zwerge	Assembly area Paddock 2	Marshal Post 13
NK GTTC	Assembly area Paddock 2	Marshal Post 13
HARC NK82-90	Assembly area Paddock 2	Marshal Post 13
Historic Monoposto Racing	Assembly area Paddock 2	Marshal Post 13
Dunlop Historic Endurance Cup	Assembly area Paddock 2	Marshal Post 13

### Mechanics

Championship	Mechanics on track	Mechanics off track
Masters Historic Sports Cars	Pitwall gate	Into Pitlane
Masters Historic F1	Pitwall gate	Into Pitlane
Masters Gentlemen Drivers	Pit Garage 0 / Pitwall gate	Pit Garage 0 / North Gate
Masters Pre-66 Touring Cars	Pit Garage 0 / Pitwall gate	Pit Garage 0 / North Gate
Aston Martin Masters Endurance	Pit Garage 0 / Pitwall gate	Pit Garage 0 / North Gate
100 Meilen Trophy	Pit entry gate / Pitwall gate	Pit Garage 0 / North gate
Kampf der Zwerge	Pit entry gate / Pitwall gate	Pit Garage 0 / North gate
NK GTTC	Pit entry gate / Pitwall gate	Pit Garage 0 / North gate
HARC NK82-90	Pit entry gate / Pitwall gate	Pit Garage 0 / North gate
Historic Monoposto Racing	Pit entry gate / Pitwall gate	Pit Garage 0 / North gate
Dunlop Historic Endurance Cup	Pit entry gate / Pitwall gate	Pit Garage 0 / North gate

## Plan locations Circuit Zandvoort

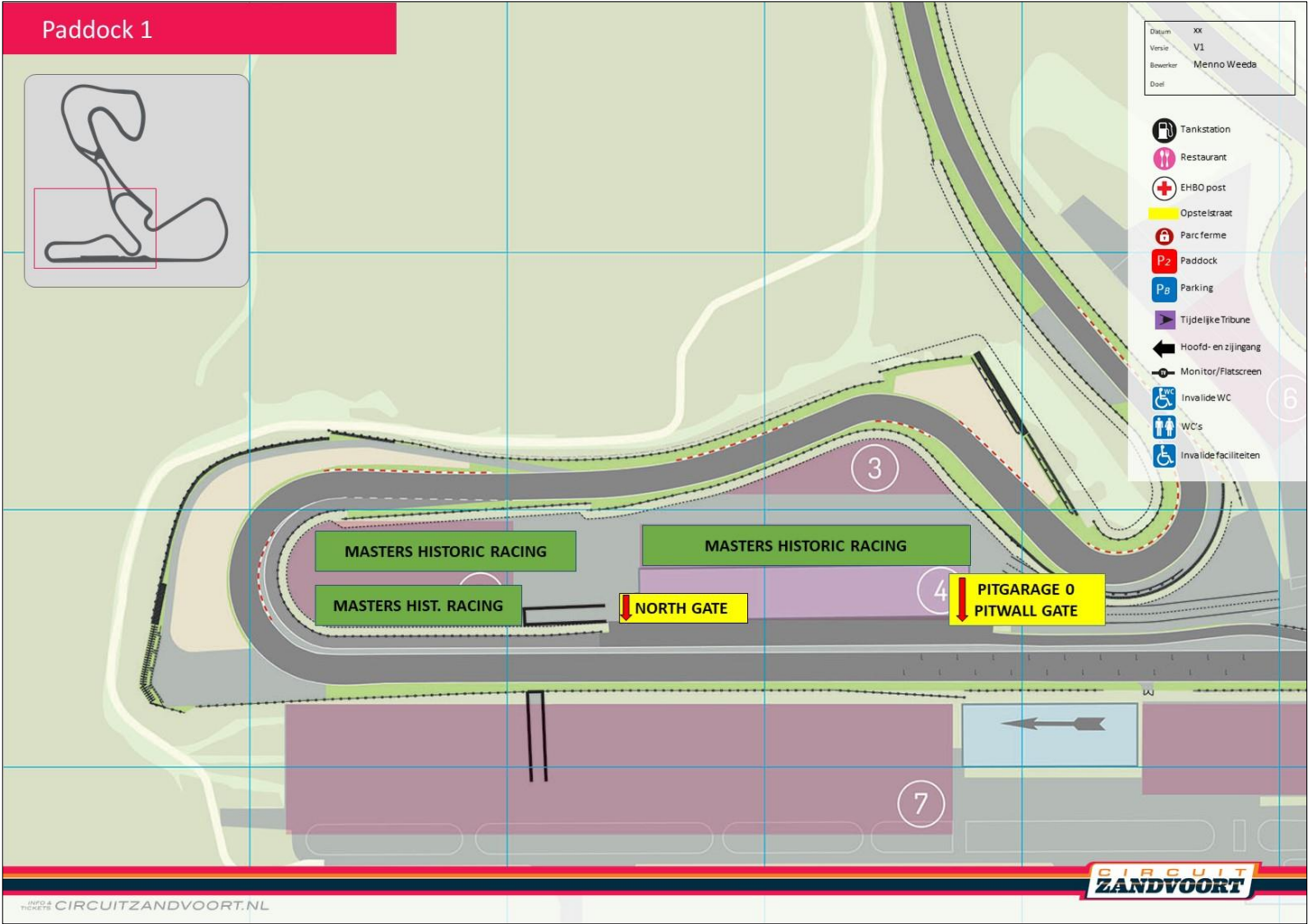






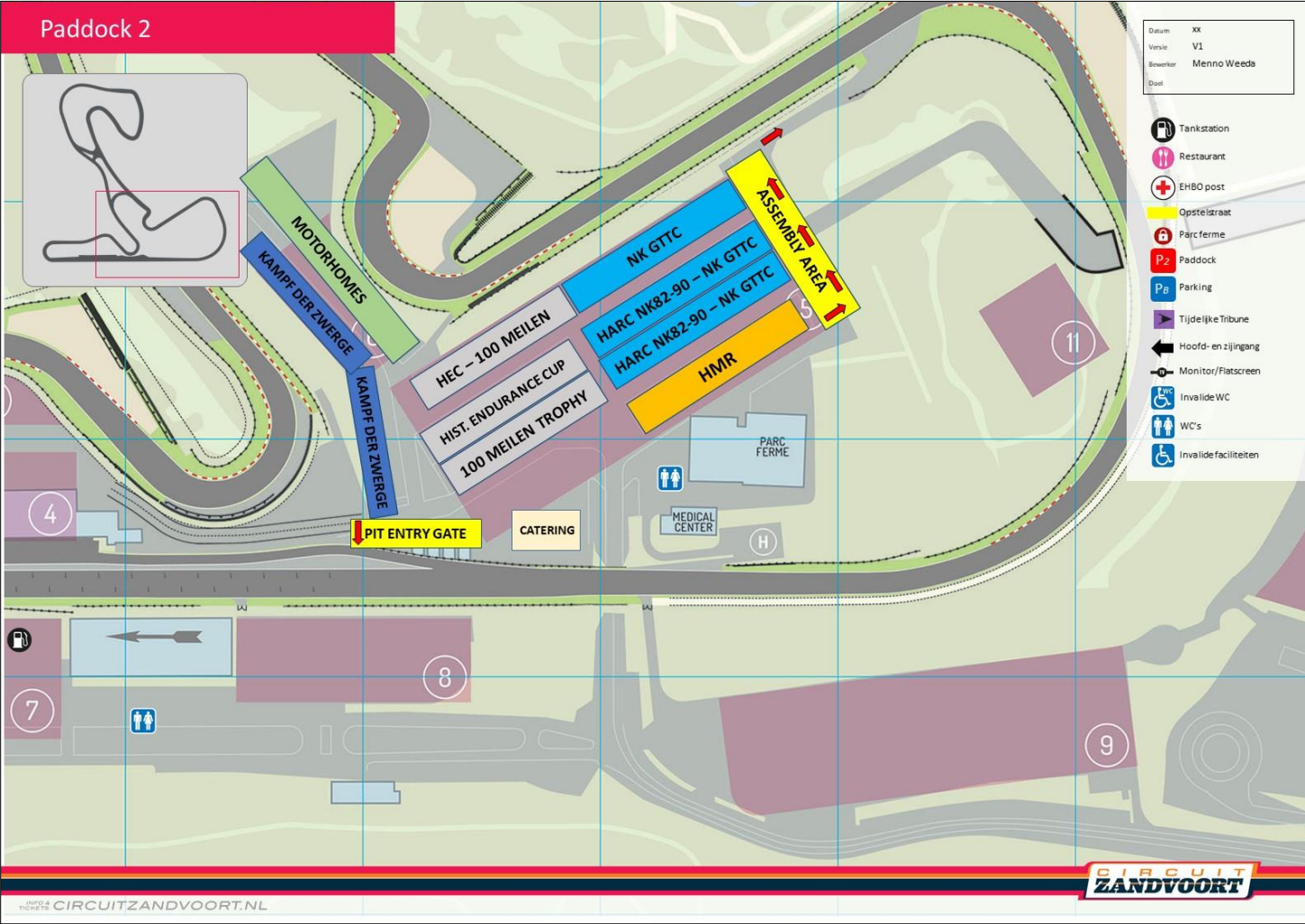


Paddock Plan Paddock 1





Paddock Plan Paddock 2





## Hospitality catering

For teams, drivers or sponsors it is not allowed to bring external (party) catering companies to the circuit unless there are specific agreements with Circuit Zandvoort. Circuit Zandvoort Hospitality has lots of possibilities for catering on the circuit, such as breakfast, lunch, snacks and diner. For more information, please contact Erika Steendam at [erika@circuitzandvoort.nl](mailto:erika@circuitzandvoort.nl) or +31625731911. Please also find our crew catering options below:

### LUNCH BAGS

#### **GOLD** €14.75

- ✓ Two basic buns with ham and cheese
- ✓ Currant bun
- ✓ Apple
- ✓ Granola bar
- ✓ Juice (small bottle)

#### **SILVER** €11.75

- ✓ Two luxurious sandwiches
- ✓ Apple
- ✓ Candybar
- ✓ Juice (small bottle)

#### **BRONZE** €9.25

- ✓ Two basic buns with ham and cheese
- ✓ Currant bun
- ✓ Apple
- ✓ Granola bar
- ✓ Juice (small bottle)

### LUNCH BUFFET

#### **LUNCH GOLD** €19.50

- ✓ Luxurious sandwiches (1,5 item per person)
- ✓ Bun with Dutch croquette
- ✓ Orange juice and mineral water

#### **LUNCH SILVER** €15

- ✓ Luxurious sandwiches (1,5 item per person)
- ✓ Half a wrap
- ✓ Orange juice and mineral water

#### **LUNCH BRONZE** €11

- ✓ Two buns with cheese and ham
- ✓ Currant bun
- ✓ Orange juice and mineral water

#### **Salad & Sandwich** €15.25

(can be ordered for 20 persons or more)

- ✓ Luxurious sandwiches (1,5 item per person)
- ✓ Warm snack; for example sausage- or cheese roll
- ✓ Salad bar





- ✓ Orange juice and mineral water

#### Supplements

Coffee or tea *	€2.50	Soup of the day	€4.85
Smoothie	€4.85	Sausage or cheese roll	€3.30
Milk	€1.25	Bun with Dutch croquette	€3.80
Fruit (per piece)	€1	Bun with hotdog	€3
Fruit salad	€3.55		

\*Can only be booked in combination with a lunch packages

### **DINNER BUFFET**

*The buffets mentioned below are delivered without staff.  
This can only be ordered at the pitbox or at the Paddock area.*

#### **ITALIAN BUFFET €16**

- ✓ Warm dish; for example lasagna, pasta or risotto
- ✓ Fresh green salad
- ✓ Bread with herb butter

#### **ORIENTAL BUFFET €16**

- ✓ Warm dish; nasi, bami or noodles
- ✓ Chicken satay
- ✓ Shrimp crackers and atjar

#### **AMERICAN BUFFET €16**

- ✓ Warm dish; for example hamburger, spareribs or a hotdog
- ✓ Supplements like a coleslaw and bread

#### **BBQ BUFFET €32**

*This buffet is delivered with staff and the needed materials.  
This can only be ordered at the pitbox or at the Paddock area.*

#### Meat- and fish

- ✓ 3 different meat items; like a chicken skewer, hamburger and a BBQ sausage
- ✓ 1 fish item; like shrimps or salmon

#### Salads

- ✓ 2 different salads
- For example coleslaw or a pasta salad with bacon and onions*

#### Supplements

- ✓ Fresh bread
- ✓ Cream- and herb butter

#### Sauces

- ✓ Satay sauce
- ✓ Garlic sauce and BBQ sauce

#### **Desserts**

Tiramisu	€4
Chocolate mousse	€4
Fresh fruit salad	€3.55

## **Paddock Regulations**



### **Environmental regulations**

#### **Gas**

- Gas cylinders must be secured to prevent them from falling over and being driven into.
- Gas cylinders may not be placed close to inflammables.
- A battery of gas cylinders may only include a maximum of five cylinders.
- Gas cylinders may not be placed in the open air.

#### **Inflammables**

- Fuel and oil cans must be secured to prevent them from falling over and being driven into.
- Fuel and oil cans must be placed in a drip tray in which the content of the cans can be caught when a leak occurs!
- Fuel and oil cans may not be placed in areas accessible to the general public.
- Fuel and oil cans may not be placed in the open air.
- Fluid storage barrels must carry an adequate indication of the fluid they contain.

#### **Re-fuelling**

- During re-fuelling of the car, a large-sized drip cloth must be placed underneath the car and the re-fuelling system.
- Pouring of fluids from one can into another may only be done in a drip tray.
- Re-fueling is only allowed in the presence of two fire extinguishers

#### **Water**

- Any waste water may only be disposed of in a drain and may by no means be disposed of in the paddock.
- Cleaning of cars or other objects in the paddock is not allowed.

#### **Waste**

- Any waste must be disposed of in designated waste bins.
- Waste oil must be disposed of separately in designated oil containers. Oil barrels may by no means be left behind in the paddock.

### **Fire prevention requirements**

#### **Approval**

- In case that more than 150 persons are present in an awning, an application for an approval of "fire proof use" has to be made to the Zandvoort fire brigade.



- In every awning, there must be sufficient extinguishing material in order to be able to extinguish a major fire.

### **Parking**

- Parking, at any time, must be done within the white lines in the paddock.
- Exit gates etc. must be kept free and may not be blocked by vehicles or other obstacles.
- No scooters, cars or any other objects may be placed in front of the stairways towards the VIP gallery.

### **Paddock**

#### **Traffic**

- The maximum speed for any vehicle in the paddock is walking speed.
- The minimum age of a driver of a vehicle is 16 years

#### **Asphalt**

- No holes or slides may be made into the asphalt. For any hole that is being drilled, the person responsible will be given a fine of 50 Euros.

#### **Pit garages**

- Upon departure, no waste or stickers may be left behind in the pit garage. In case of non-compliance, the deposit will not be returned or a fine will be imposed.

#### **Drones**

- It is strictly prohibited to make use of a drone without permission of the circuit media coordinator.

#### **Sampling/distribution of flyers**

- Sampling and distribution of flyers without approval by the circuit management is prohibited.

Maybe most important of all: ENJOY YOUR RACING WEEKEND!

Please contact Menno Weeda through [menno@circuitzandvoort.nl](mailto:menno@circuitzandvoort.nl) if there are any questions.





## Table of Contents:

- 1: Access
- 2: Social Distancing
- 3: PPE and Sanitisation
- 4: Briefings
- 5: Scrutineering and Checks
- 6: Conduct on Track
- 7: Parc Ferme
- 8: Podium Procedure
- 9: Race Control and Judicials
- 10: Timing and results

### 1: Access to the Venue

- Anyone with symptoms of COVID-19, or with underlying health issues or otherwise deemed vulnerable should NOT attend the Event.
- Pitlane, garages and the area around the pitbuilding will remain closed to public and limited to essential personnel only. There will be no public activities such as pit walks, autograph sessions, grid walks etc.

#### 1.1 Limit on personnel

- Teams will be permitted to have a maximum number between 4 - 8 personnel per entry, including the driver(s). Exact number of persons as agreed between promotor and participating series.
- The personnel deemed essential within these numbers are at the discretion of the team, knowing it is strongly advised to bring only essential personnel required to run the car in a safe and practical manner to limit number of personnel on site.
- Teams should consider carefully whether each individual person's presence is vital on track or whether their work can be done remotely.
- The quantity can be reviewed before the event relevant to any changing government guidelines.

#### 1.2 Car Parking

All teams must park in the team car park – no private cars permitted in the paddock.

#### 1.3 Motorhomes

Overnight stays at the venue are permitted for competitors.

### 2: Social distancing

#### 2.1 Venue:

- At all times around the venue please respect the Dutch government instructions regarding social distancing at that time. Social Distance requirement is 1.5m.
- One-way systems or closures may be implemented in narrow walkways at the venue.
- Signage and floor markers will be in place in common venue areas to enable social distancing in queues.



## 2.2 Teams Area:

Garage doors must remain open during event operations.

The Team Manager will:

- 1) Ensure that protocols are applied by all team pass holders
- 2) Be responsible for their designated areas - team truck, allocated garage, working pit area, pit wall, paddock space in regard to the regular sanitisation and personnel management.

## 2.3 Medical Centre

The medical centre is primarily for the competitors and should not be used as a drop in centre for minor injuries. Competitors should carry a first aid kit to deal with minor injuries or go to one of the Red Cross medical posts.

## 2.4 Race Secretary – Stewards Rooms

The Race Secretary and Steward Rooms are not accessible. In Competitors or team managers that need to report to the Race Secretary or Stewards need to report at the door of the specific offices and will then be helped.

## 3: PPE Personal Protective Equipment and Sanitisation

Teams must supply their own personnel with PPE as deemed necessary to meet government guidelines at that current time.

### 3.1 Masks

Wearing of masks is not mandatory but recommended.

### 3.2 Washing Hands

Advised frequently and thoroughly. Where washing with soap and water is not possible hand sanitisers should be used.

### 3.3 Team barriers

It is advised that team areas are defined with tape to deter people from entering their responsible areas without invitations.

### 3.4 Sanitisation

- The venue will deploy enhanced cleaning measures, disinfect high-frequency touch points in public areas and provide hand sanitiser dispensers around the venue.
- Teams are responsible for cleaning/sanitising their own common areas and equipment regularly.
- All equipment must be kept for personal use and must be disinfected before and after use and stored separately.

## 4: Briefings

- Onsite drivers briefings will not be held.
- A driver briefing presentation and notes will be sent in advance of the race meeting. The Team Manager will be responsible for ensuring the drivers have watched the presentation, read and understood the briefing notes. The Briefing form will have to be completed to confirm that this has been done.
- Team manager meetings may be held onsite where practicality and social distancing allows.



## 5: Scrutineering and Checks

### 5.1 Scrutineering Bay

Only the minimum personnel is allowed to enter the scrutineering bay, social distancing and instructions of scrutineers should be respected at all times. When entering the scrutineering building, wearing of a mask is mandatory.

### 5.2 Driver Equipment and Car Safety Checks

Expect scrutineers to make checks on vehicles as well as competitor equipment such as overalls, helmets etc. Failure to produce the required documentation may result in disqualification.

## 6: Conduct on Track

Should your vehicle stop trackside as a result of a problem or an incident you will be approached by a marshal at a distance. Indicate to that marshal if you are OK by giving them a “thumbs up” signal, failure to do so will mean that additional help will be called for to assist you personally and to move your vehicle as that marshal may be unable to assist alone. This may as a result cause a delay or a red flag.

## 7: Parc Ferme

No team members will be admitted to the parc fermé unless instructed by the scrutineers. Teams must send 2 personnel for possible assistance, when outside the parc fermé perimeter please observe social distancing measures between your team and other team.

## 8: Podium presentation

- Podiums will be done respecting social distancing of 1,5m distance.
- Trophies and champagne will have been cleaned in advance of the podium, only to be handled then by the person collecting them.

## 9: Race Control and Judicials

### 9.1 Race Control

Access to Race Control will not be permitted.

### 9.2 Judicial Procedures

In case it will be necessary to undertake judicial action to deal with breaches of the regulations. This will be done by respecting social distancing.

## 10: Timing and Results

- Printouts will not be made available after the sessions.
- Race results and grids available via the website [www.raceresults.nu](http://www.raceresults.nu).
- Access to timekeepers area is not permitted.



# We follow the measures of the RIVM



Wash your hands for 20 seconds with water and soap, dry your hands thoroughly afterwards

Before you go out, when you come back, when you have blown your nose, of course before dinner and after going to the toilet



Cough and sneeze in the inside of your elbow



Use tissues to blow your nose

Throw these away



Don't shake hands



Keep 1,5 meters distance (2 arm lengths) from others

This applies to everyone, for example in the streets, in shops, with colleagues, except at home and within the family / household



## Access to the sanitary facilities for 1 person only



Wash your hands for 20 seconds with water and soap, dry your hands thoroughly afterwards

Before you go out, when you come back, when you have blown your nose, of course before dinner and after going to the toilet



Cough and sneeze in the inside of your elbow



Use tissues to blow your nose

Throw these away



Don't shake hands



Keep 1,5 meters distance (2 arm lengths) from others

This applies to everyone, for example in the streets, in shops, with colleagues, except at home and within the family / household

